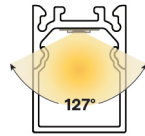





VERS-DROP-SK (10) RGB

24VDC Linear Fixtures - Suspended



- 80 Suspension Kit configurations allow fixture to be seamlessly incorporated into any interior
- Create long, continuous lines of light with easy-to-use inline bracket connectors
- The lens sits proud of the fixture, allowing the most LED light engine options of any VERSatile fixture
- The lens creates a slim decorative line of light along the edge of the fixture
- Features integrated metal endcaps and durable anodized aluminum housings
- White Optics, an internal coating that results in greater lumen output, comes standard in all VERS fixtures.
- Consult factory for field assembly options

INFORMATION REQUIRED FOR LIGHTING SCHEDULE

1	2	3	4	5	6
PRODUCT	WATTS/ FT	CCT	RATED	LENS	EXTERNAL LOUVER
VERS-10-SK-RGB	6.0	RGB			N/A

ADDITIONAL INFORMATION REQUIRED TO ORDER

7	8	9	10	11	12	13	14	15
WIRE INPUT/ OUTPUT	CONNECTOR/ WIRE IN	CONNECTOR/ WIRE OUT	WIRE COLOR	WIRE TYPE	MOUNTING	FINISH	LENGTH (IN)	EXACT/ OPTIMAL
	BW	CLS	SV	AWM	SK			

Sample Part Number: **VERS-10-SK-RGB-6.0-RGB-DRY-DF-N/A-S2-BW-CLS-SV-SWM-SK-BK-48"-E**

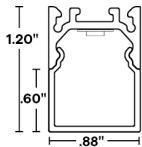
1 PRODUCT VERS-10-SK-RGB See following pages for compatible power supplies.	2 WATTS/FT 6.0 6.0W/ft	3 CCT RGB	4 RATED DRY IP20 DMP IP54	5 LENS DF Diffused PR Polar For representation of LED visibility, see Diode Visibility section on following pages. For beam angles, see Photometric Performance section on following pages.	6 EXTERNAL LOUVER N/A No Louver
7 WIRE INPUT/OUTPUT SINGLE (Input Only) S2 Bottom Feed	8 CONNECTOR/WIRE IN BW Bare Wire (Standard 36") BW: Standard length is 36", max length is 120". Request custom length by writing in part number next to BW (example: BW48)		9 CONNECTOR/WIRE OUT CLS Closed End (No feed) BW: Standard length is 36", Max length is 120". Request custom length by writing in part number next to BW (example: BW48)		10 WIRE COLOR SV Silver
11 WIRE TYPE AWM Appliance Wiring Material	12 MOUNTING SK Suspension Bracket	13 FINISH ST Satin BK Black BZ Bronze WH White CU Custom Custom finishes require a longer lead time, consult factory. Any white finish other than RAL 9003 must be custom ordered		14 LENGTH (IN) Minimum length is 12", maximum length is 98" not including end caps. Contact us for lengths under 12".	15 EXACT/OPTIMAL O Optimal Illumination E Exact Specified Length Exact fixtures match the exact length you specify, but they may have dim spots at the ends. Optimal fixtures are slightly shorter than the length specified, but provide full illumination from end to end. See Exact/Optimal Fixture Length charts.



VERS-DROP-SK (10) RGB

24VDC Linear Fixtures - Suspended

1 PRODUCT - DIMENSIONS



Profile with lens

2 DELIVERED LUMENS

[Calculated L70 = 52000 hrs]
Tested with VERS-10-SK-RGB-6.0-RGB-DRY

	Red		Green		Blue		All
	LM/FT	Wavelength	LM/FT	Wavelength	LM/FT	Wavelength	
PR	68	628	162	522	42	469	255
DF	64	628	154	522	40	469	244

5 DIODE VISIBILITY

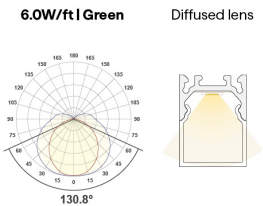


DF - Diffused lens

PR - Polar lens

PHOTOMETRIC PERFORMANCE

Nominal beam spread shown, beam spread varies based on light engine. For more detailed information, see photometric data.



TEMPERATURE RATINGS

		6.0 W/FT	
		Min	Max
DRY	Ambient Operating Temp - Surface	-13°F	105°F
DMP	Ambient Operating Temp - Surface	-13°F	100°F
WET	Ambient Operating Temp - Surface	-13°F	100°F

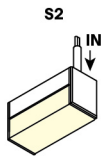


VERS-DROP-SK (10) RGB

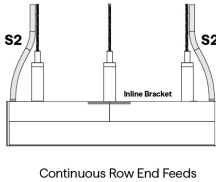
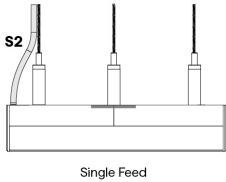
24VDC Linear Fixtures - Suspended

7 WIRE INPUT/ OUTPUT

SINGLE (Input only)



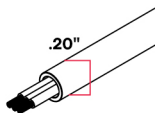
CONFIGURATION OPTIONS



8 / 9 CONNECTOR/WIRE – IN/OUT

Connector/Wire In or Out not needed to specify product.

BW



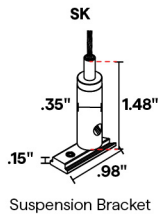
Bare Wire 36" | 22 AWG
Clear outer jacket, metal shield

10 WIRE COLOR




Silver

12 MOUNTING



2 required up to 6' lengths;
additional support required
between 6' to 8'

13 FINISH



Custom finishes require a longer
lead time, consult factory



VERS-DROP-SK (10) RGB

24VDC Linear Fixtures - Suspended

15

EXACT/OPTIMAL FIXTURE LENGTH

E/O Length Calculator →

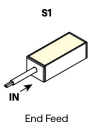
E/O Explained →

Exact fixtures are the exact length specified. Optimal fixtures' length is rounded down based on LED cut points to allow the fixture to be illuminated end to end. For runs with multiple fixtures that need to fill a specific length, it's recommended to order all optimal fixtures with an exact fixture at the end of the run.

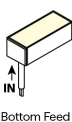


RGB DRY DMP LENGTHS BY INCH

EXACT LENGTH

Requested Length	Potential dim spot on either end of a S1 fixture
	
12"	1"
13"	0.5"
14"	1"
15"	0.5"
16"	1"
17"	0.5"
18"	1"
19"	0.5"
20"	1"
21"	0.5"
22"	1"
23"	0.5"
24"	1"
36"	1"
48"	1"
60"	1"
72"	1"
84"	1"
96"	1"

OPTIMAL LENGTH

Requested Nominal Length	S2
	
12"	11.41"
13"	12.41"
14"	13.41"
15"	14.41"
16"	15.41"
17"	16.41"
18"	17.41"
19"	18.41"
20"	19.41"
21"	20.41"
22"	21.41"
23"	22.41"
24"	23.41"
36"	35.41"
48"	47.41"
60"	59.41"
72"	71.41"
84"	83.41"
96"	95.41"

COMPATIBLE POWER SUPPLIES

See power supplies cut sheets for more information. Data subject to change, all data has +/- 5% tolerance.

DIM TO LEVEL	INDOOR
	RGB
0.1%	QT-CAB-eLED+DALI-DT8 QT-CAB-eLED+DMX QTM-eLED+DALI-DT8 QTM-eLED+DMX QZ-DMX
1%	QZ-DALI-DT8
10%	Non-Dim Power Supply with RGB App Dongle




VERS-DROP-SK (10) RGB

24VDC Linear Fixtures - Suspended

DIMMING PROTOCOL	INDOOR
	RGB
DMX	QTM-eLED+DMX QZ-DMX
DALI-2: DT8	QT-CAB-eLED+DALI-DT8 QTM-eLED+DALI-DT8 QZ-DALI-DT8

COMPATIBLE WIRING ACCESSORIES



UL Listed, miniature
junction box, DRY/DMP
(WET rated with silicone)

COMPATIBLE CONTROL ACCESSORIES

SCENE APP DONGLE

Wi-Fi or Bluetooth
Connectivity

DMX-US3

DMX-based
controller

UX8

Easy-to-use
DMX-based controller

IQ-DMX-STICK-CW4

DMX controller for
changing color &
dimming

IQ-DMX-STICK-DE3

DMX controller for
changing color &
dimming

DMX-US1

DMX-based
controller

UX8

Easy-to-use
DMX-based controller

IQ-DMX-STICK-CW4

DMX controller for
changing color &
dimming

COMPATIBLE APPS

NFC APP

Read and write
DMX addresses and
adjust voltage



VERS-SK

Linear Fixtures - Suspended



- Shop drawings required for run lengths over 8ft
- If no suspension length provided, 36" is standard
- Suspension cable maximum length: 120"
- Suspension cable is field cuttable
- Suspended fixtures over 6ft require additional suspension points. 8ft lengths will bow 0.25" in middle without additional support.
- Any run length over 8' requires inline brackets
- Consult factory for power over aircraft
- Consult factory for custom color of canopy
- Lag Screw is for mounting into drywall, wood, or other types of finished ceilings for non-feed mounting only

POWER FEED SUSPENSION KIT

1	2	3	4	5	6	7
PRODUCT	FEED	CANOPY SHAPE	CANOPY SIZE	CANOPY FINISH	APPLICATION	SUSPENSION CABLE LENGTH (IN)
SK			5"			

Sample Part Number: **SK-SF-RD-5"-WH-JB-36"**

1	2	3	4	5	6	7
PRODUCT	FEED	CANOPY SHAPE	CANOPY SIZE	CANOPY FINISH	APPLICATION	SUSPENSION CABLE LENGTH (IN)
SK	SF Single	RD Round Square	5"	WH White BK Black	JB Junction Box TB T-Bar Mount JB - mounting bracket only, junction box not included TB - mounting bracket and junction box	36" 120"

NON-FEED SUSPENSION KIT

1	2	3	4	5	6	7
PRODUCT	FEED	CANOPY SHAPE	CANOPY SIZE	CANOPY FINISH	APPLICATION	SUSPENSION CABLE LENGTH (IN)
SK	NF					

Sample Part Number: **SK-SF-RD-5"-WH-JB-36"**

1	2	3	4	5	6	7
PRODUCT	FEED	CANOPY SHAPE	CANOPY SIZE	CANOPY FINISH	APPLICATION	SUSPENSION CABLE LENGTH (IN)
SK	NF No Feed	RD Round Square	2" 5" 5"	WH White BK Black WH White BK Black	TB T-Bar Mount LS Lag Screw JB Junction Box Mounting bracket only, junction box not included	36" 120"

KIT CONTENTS

- 1/16" Steel suspension cable – 36" standard
- Selected canopy
- Cable Gripper
- Cable Coupler

JBOX

- Bracket to mount to junction box (junction box not included)
- Wire strain relief
- Ties for securing electrical cable to suspension cable

T-BAR – feed

- Includes junction box specifically designed for T-BAR applications
- Bracket to mount to junction box
- Wire strain relief
- Ties for securing electrical wire to suspension cable

T-BAR – non-feed

- Bracket to mount to T-BAR (no junction box)

LAG SCREW – non-feed only

- Double ended screw, with a wood thread side and machine thread side
- One piece cable coupler

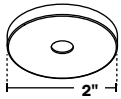


VERS-SK

Linear Fixtures - Suspended

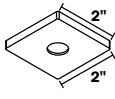
3 CANOPY OPTIONS

RD - 2" - NF



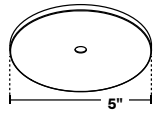
Round
2"
No Feed

SQ - 2" - NF



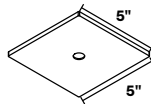
Square
2"
No Feed

RD - 5" - NF



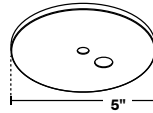
Round
5"
No Feed

SQ - 5" - NF



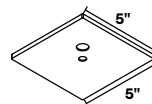
Square
5"
No Feed

RD - 5" - SF



Round
5"
Single Feed

SQ - 5" - SF



Square
5"
Single Feed

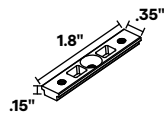
5 CANOPY FINISH



White

Black

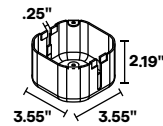
JOINTS/CONNECTORS



Inline Bracket

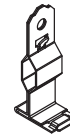
6 APPLICATION

TB
Power Feed Kit



T-Bar Junction Box

TB
Non-Feed Kit



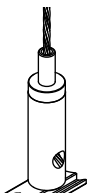
T-Bar Clip

LS



Lag Screw

KIT HARDWARE



Cable Gripper



Cable Coupler

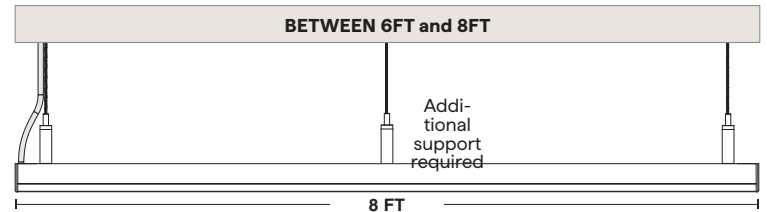
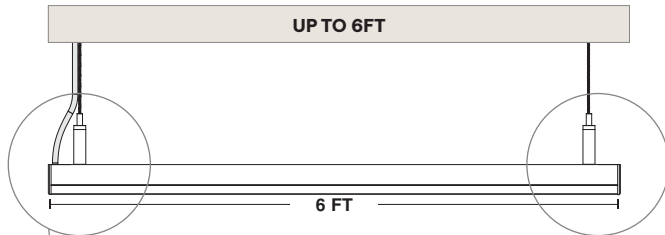


VERS-SK

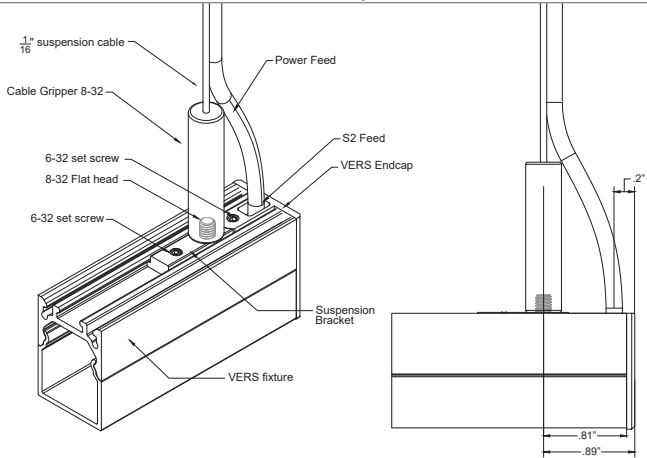
Linear Fixtures - Suspended

MOUNTING

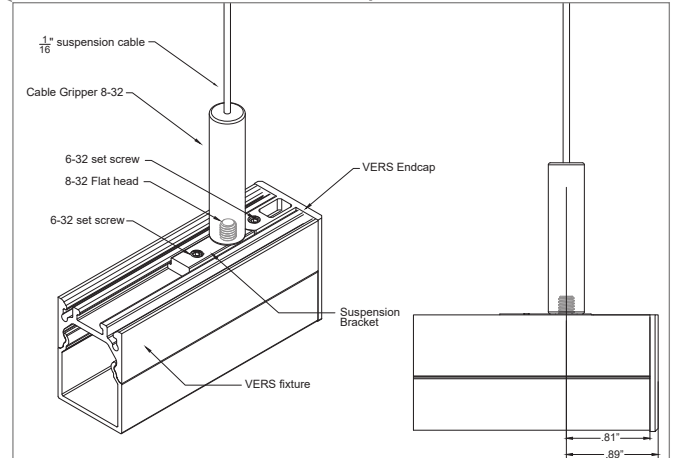
- Maximum single fixture length: 98"
- Suspended fixtures over 6ft require additional suspension points. 8ft lengths will bow 0.25" in middle without additional support.
- Shop drawings required for run lengths over 8ft



Power Feed Suspension



Non-Feed Suspension



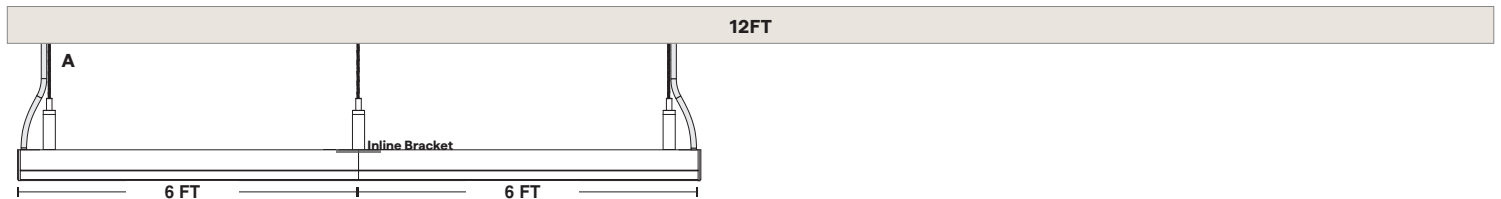


VERS-SK

Linear Fixtures - Suspended

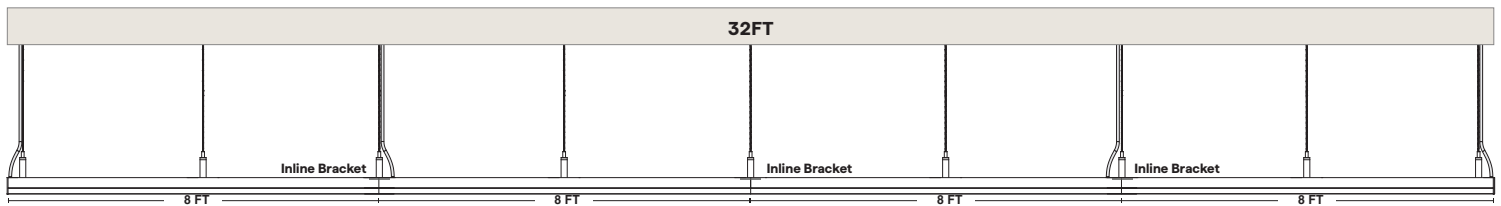
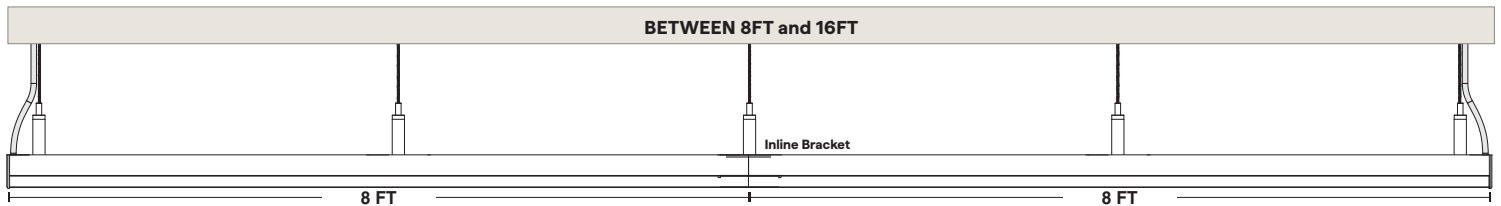
MOUNTING

- Maximum single fixture length: 98"
- Suspended fixtures over 6ft require additional suspension points. 8ft lengths will bow 0.25" in middle without additional support.
- Shop drawings required for run lengths over 8ft



Part number example for a suspended VERS-O1 dry rated static white fixture with a diffused lens in 1.5W/ft, 3000K, in a satin finish:

A VERS-10-SK-SW-1.5-30-DRY-DF-N/A-S2-BW-CLS-SV-AWM-SK-ST-144" (1X)
SK-SF-RD-5"-WH-JB-36" (2X)
SK-NF-RD-5"-WH-JB-36" (1X)



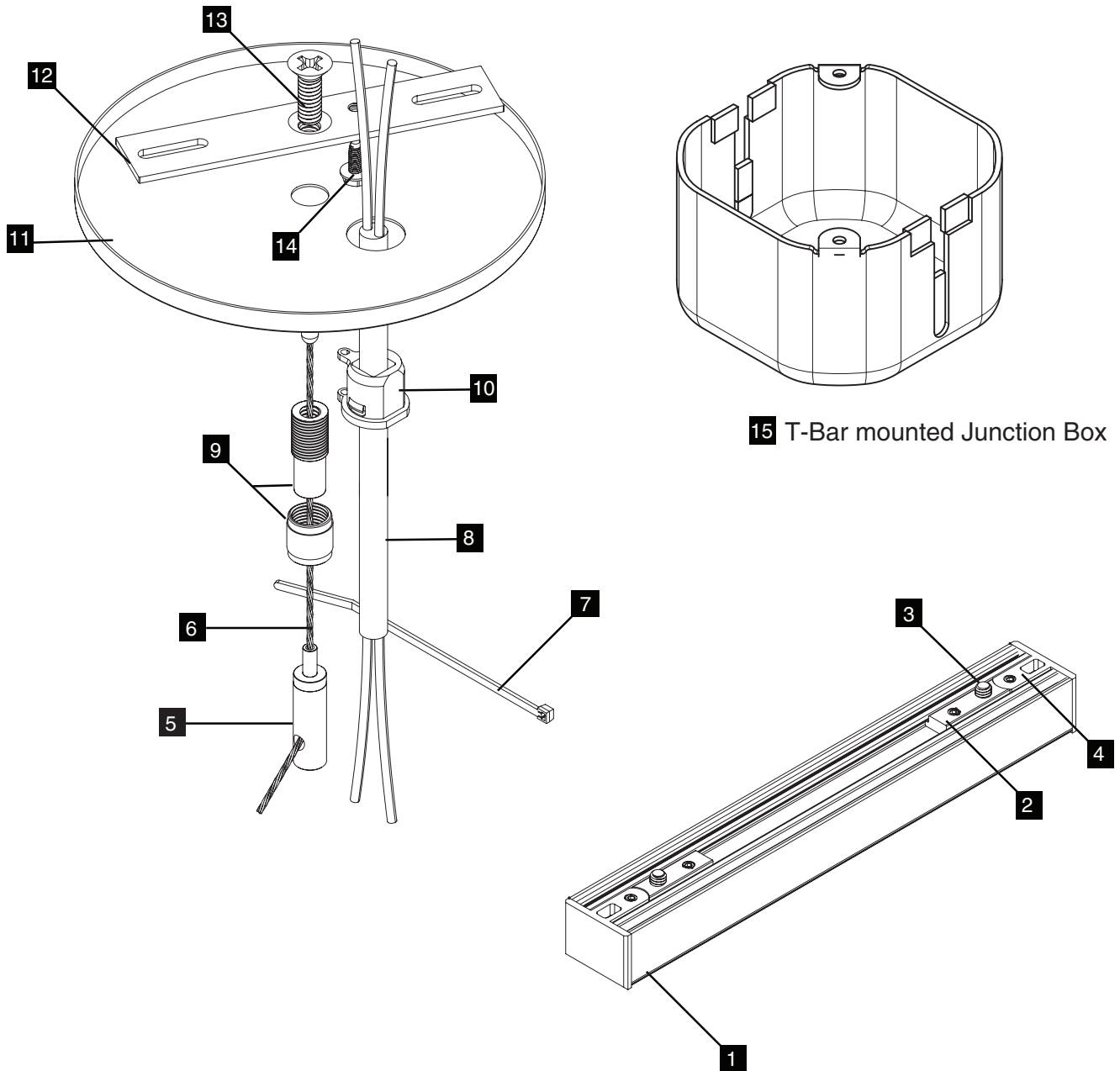


VERS-SK

Linear Fixtures - Suspended

SUSPENSION T-BAR POWER FEED ASSEMBLY

SK-SF-RD-5-**-TB-36



VERS SUSPENSION COMPONENTS

- | | | | | | | | | | | | | | |
|---|-----------|---|--------------------|----|---------------|----|--------|----|---------------|----|-------------|----|--------------|
| 1 | VERS | 2 | Suspension Bracket | 3 | 8-32 Screw | 4 | Endcap | 5 | Cable Gripper | 6 | 1/16" Cable | 7 | Tie |
| 8 | Lead Wire | 9 | Cable Coupler | 10 | Strain Relief | 11 | Canopy | 12 | Crossbar | 13 | 1/4"-20 | 14 | Ground Screw |



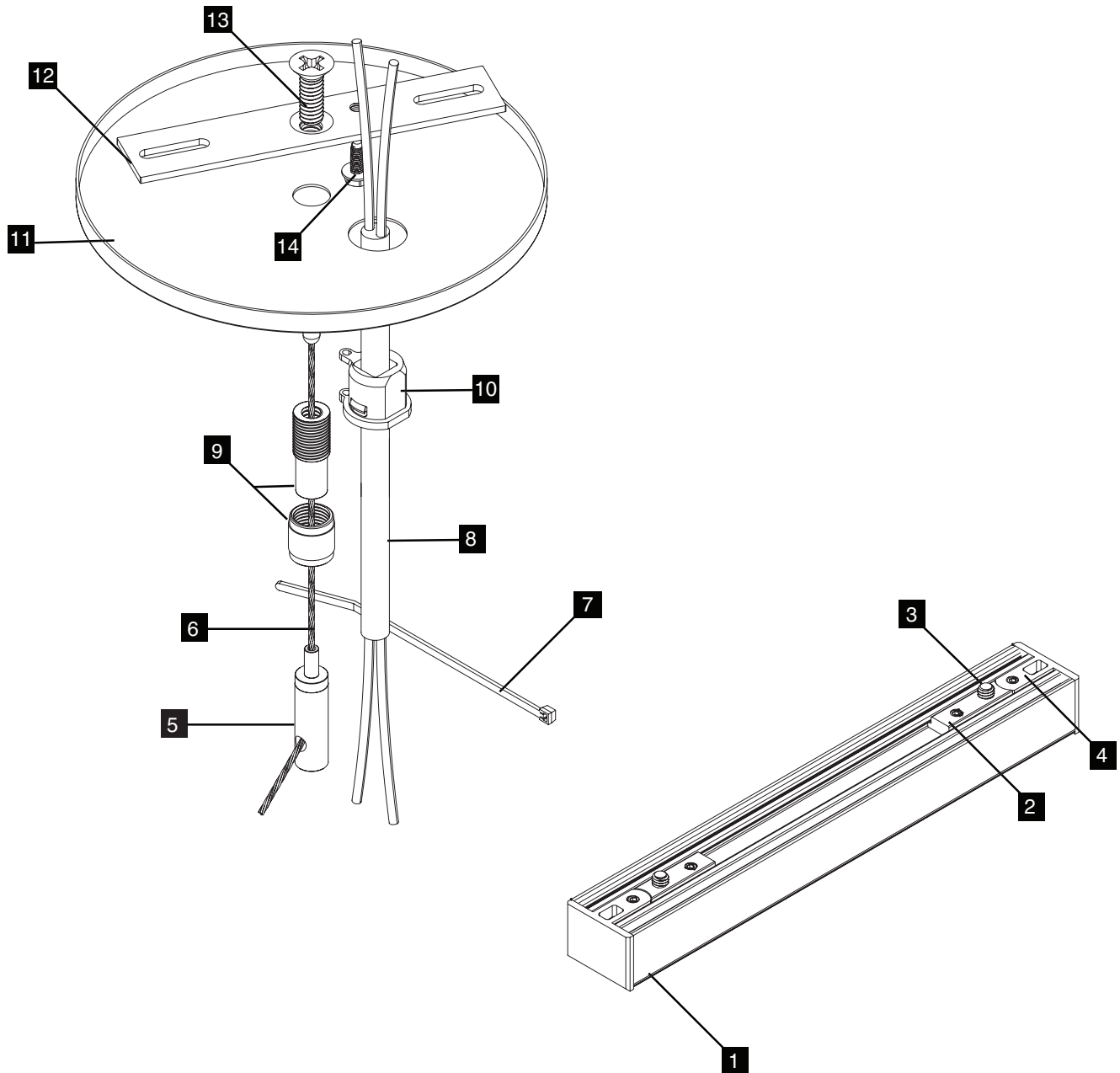
VERS-SK

Linear Fixtures - Suspended

SUSPENSION POWER FEED ASSEMBLY - TO MOUNT TO JUNCTION BOX*

*JUNCTION BOX NOT INCLUDED

SK-SF-RD-5-**-JB-36



VERS SUSPENSION COMPONENTS

- | | | | | | | | | | | | | | |
|---|-----------|---|--------------------|----|---------------|----|--------|----|---------------|----|-------------|----|--------------|
| 1 | VERS | 2 | Suspension Bracket | 3 | 8-32 Screw | 4 | Endcap | 5 | Cable Gripper | 6 | 1/16" Cable | 7 | Tie |
| 8 | Lead Wire | 9 | Cable Coupler | 10 | Strain Relief | 11 | Canopy | 12 | Crossbar | 13 | 1/4"-20 | 14 | Ground Screw |

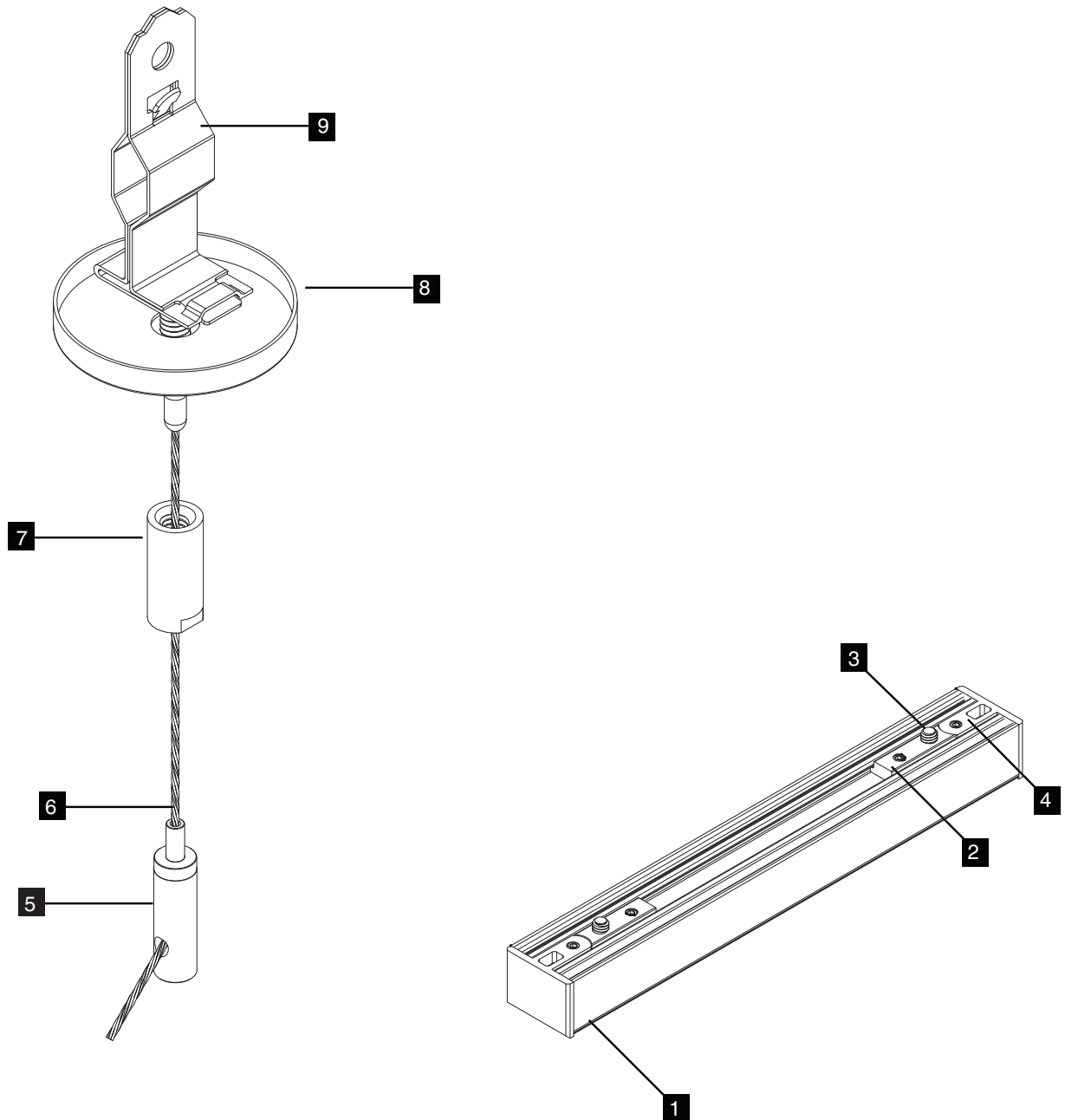


VERS-SK

Linear Fixtures - Suspended

SUSPENSION T-BAR NON-FEED ASSEMBLY

SK-NF-RD-2-NF-* -TB-36



NON-POWERED FEED KIT

1	VERS	2	Suspension Bracket	3	8-32 Screw	4	Endcap	5	Cable Gripper
6	1/16" Cable	7	Cable Coupler	8	Canopy	9	T-Bar Clip		

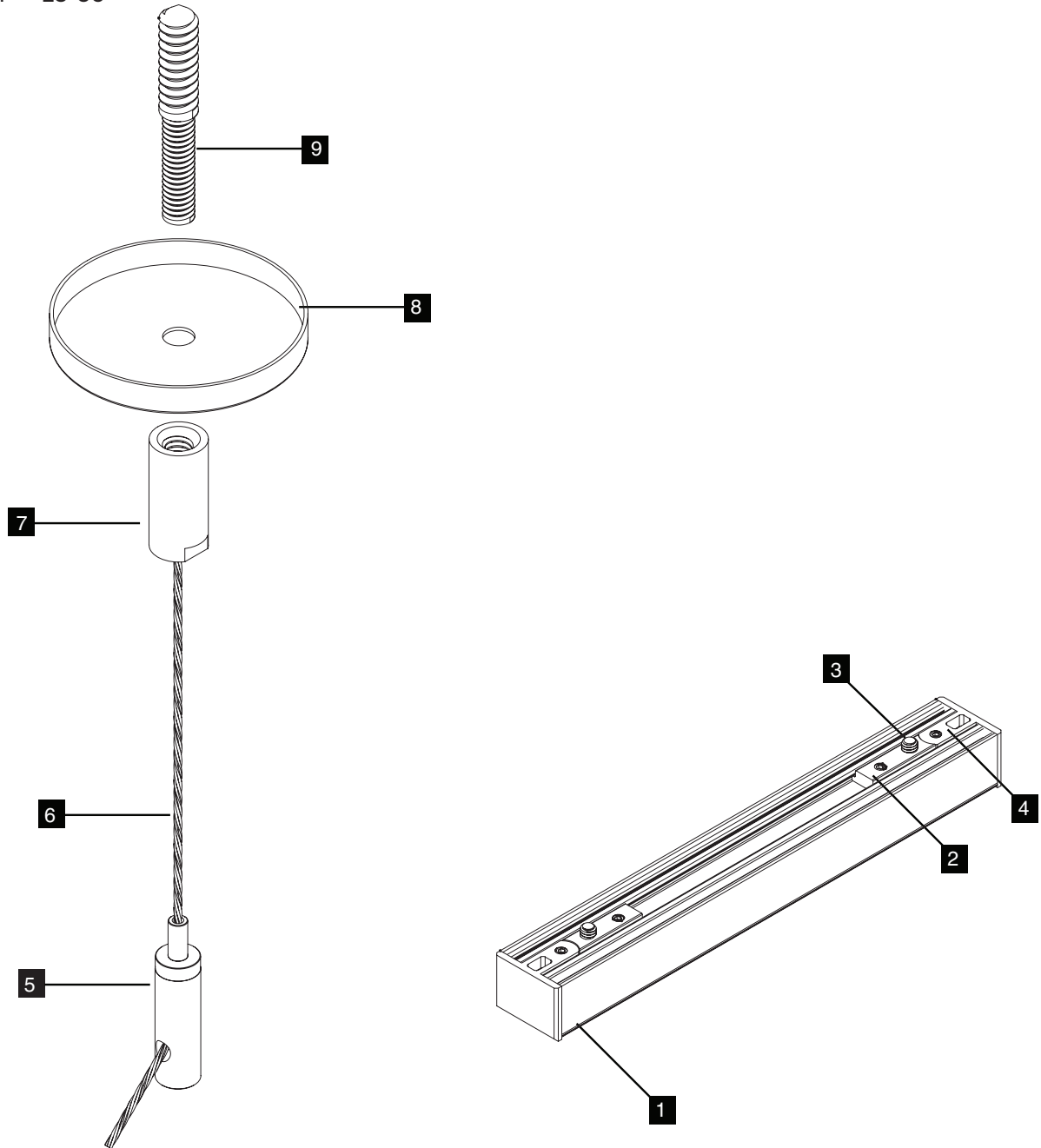


VERS-SK

Linear Fixtures - Suspended

LAG SCREW NON-FEED ASSEMBLY

SK-NF-RD-2-NF-*-LS-36



NON-POWERED FEED KIT

1 VERS	2 Suspension Bracket	3 8-32 Screw	4 Endcap	5 Cable Gripper
6 1/16" Cable	7 Cable Coupler	8 Canopy	9 Lag Screw	